

LOCAL UNDERPINNING WILL REQUIRED. CAN BE DONE FROM OUTSIDE?

LOCAL UNDERPINNING WILL REQUIRED. CAN BE DONE FROM OUTSIDE?



NEW FOUNDATION AND STEEL POST NEXT TO EXIST WALL

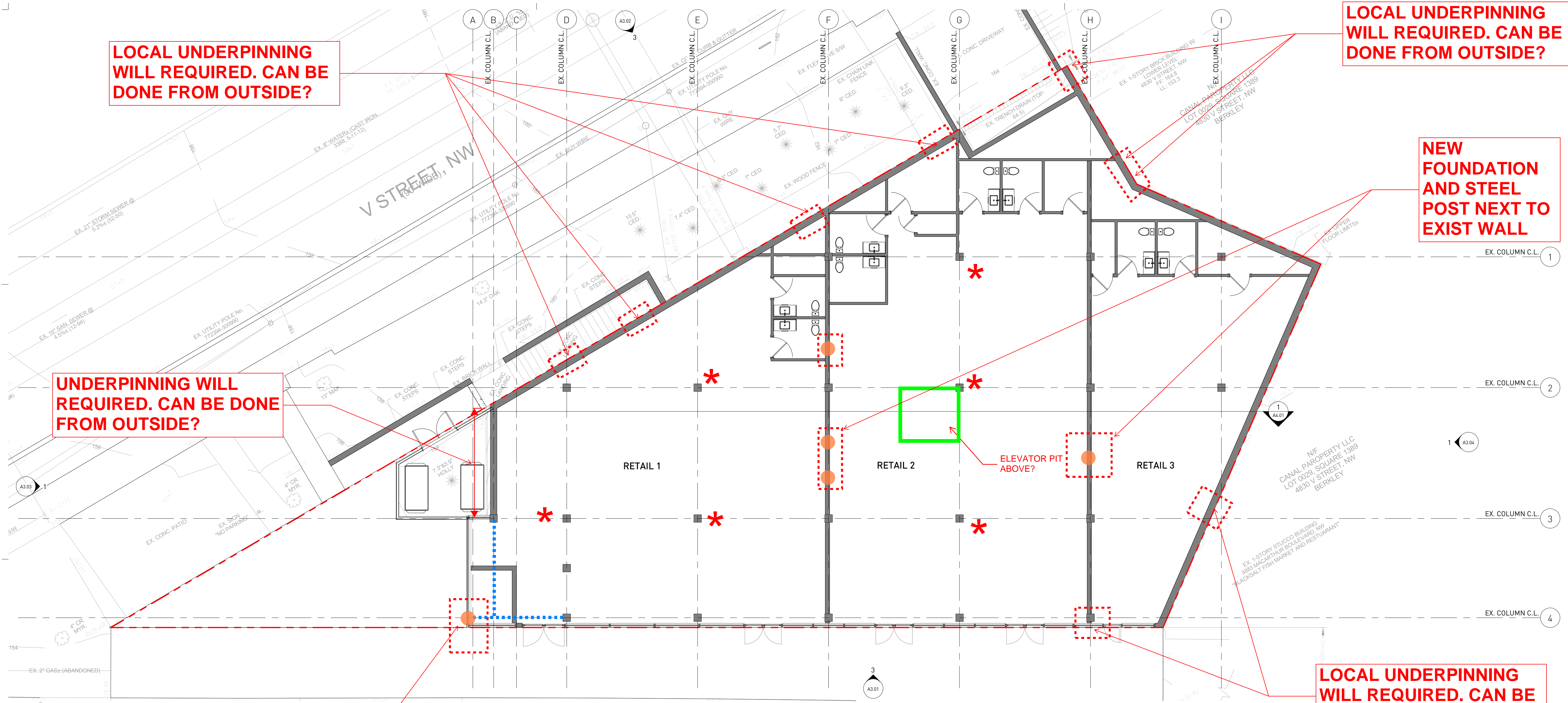
UNDERPINNING WILL REQUIRED. CAN BE DONE FROM OUTSIDE?

LOCAL UNDERPINNING WILL REQUIRED. CAN BE DONE FROM OUTSIDE?

NEW FOUNDATION AND STEEL POST NEXT TO EXIST WALL

LEGEND

-  DENOTES NEW FOUNDATION/UNDERPINNING
-  DENOTES NEW STEEL POST UP
-  DENOTES FOUNDATION TO BE STRENGTHENED
-  DENOTES CMU WALL ABOVE



3 LAYOUT PLAN - GROUND
A2.11 1/8" = 1'-0"