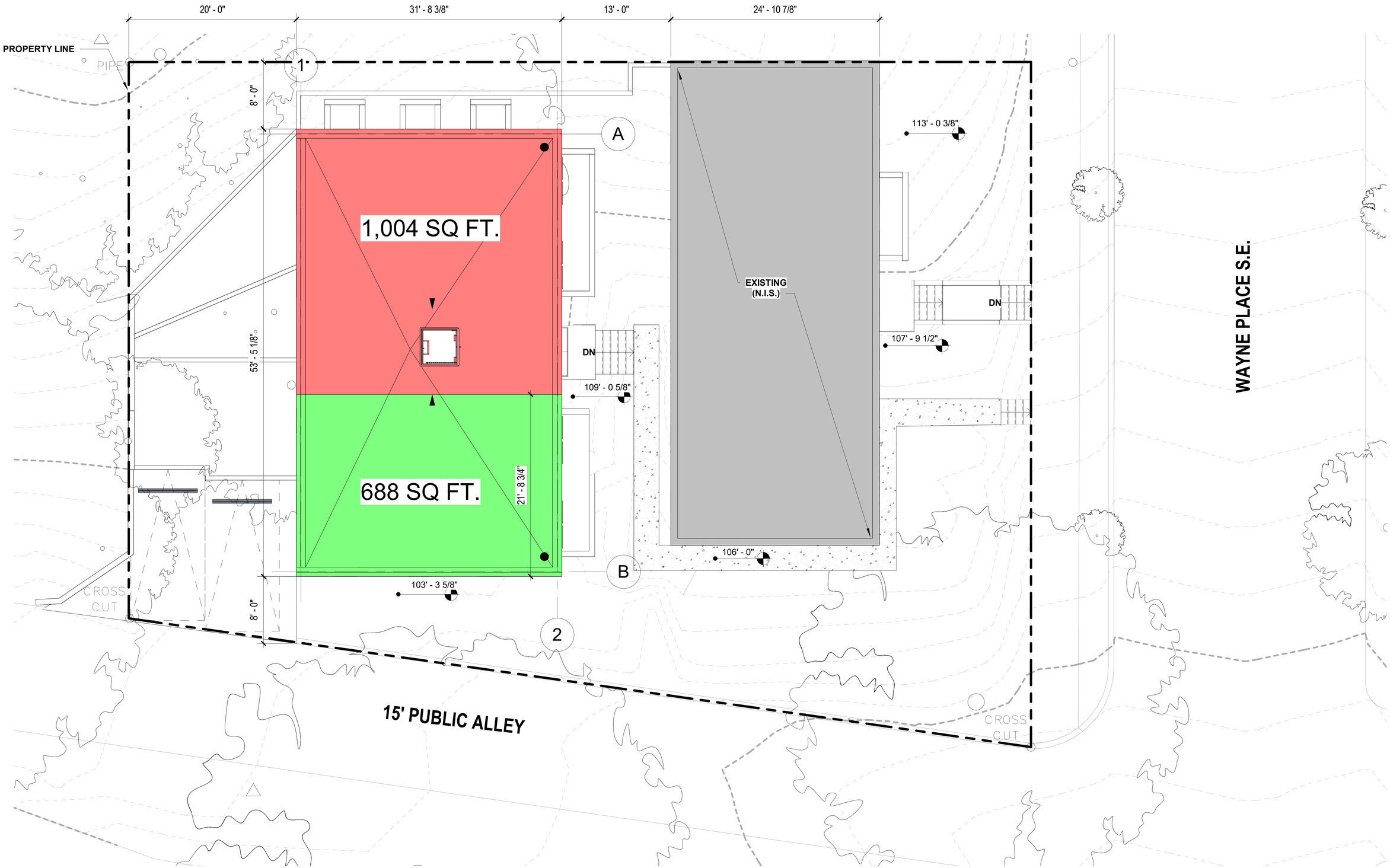
20' - 0"
31' - 8 3/8"
13' - 0"
24' - 10 7/8"
PROPERTY LINE
PIPE
1
8' - 0"
A
113' - 0 3/8"
1,004 SQ FT.
EXISTING
(N.I.S.)
DN
107' - 9 1/2"
53' - 5 1/8"
DN
109' - 0 5/8"
688 SQ FT.
21' - 8 3/4"
106' - 0"
B
103' - 3 5/8"
CROSS
CUT
8' - 0"
2
15' PUBLIC ALLEY
CROSS
CUT
WAYNE PLACE S.E.

1
2
29' - 5 7/8"
A
B
1
A5.01
51' - 2 1/2"
107' - 8 5/8"
BEDROOM
103A
111 SF
CL.
102B
8 SF
CL.
103B
8 SF
BEDROOM
102A
85 SF
LIVING/DINING
101
135 SF
CL.
104B
8 SF
HALLWAY
101A
KITCHEN
160
102 SF
BEDROOM
104A
85 SF
BATH
105
40 SF
UP
DN
BATH
205
41 SF
BEDROOM
204A
86 SF
HALLWAY
201A
KITCHEN
206
107 SF
CL.
204B
8 SF
BEDROOM
203A
112 SF
CL.
203B
8 SF
BEDROOM
202A
86 SF
LIVING/DINING
201
132 SF
CL.
202B
8 SF

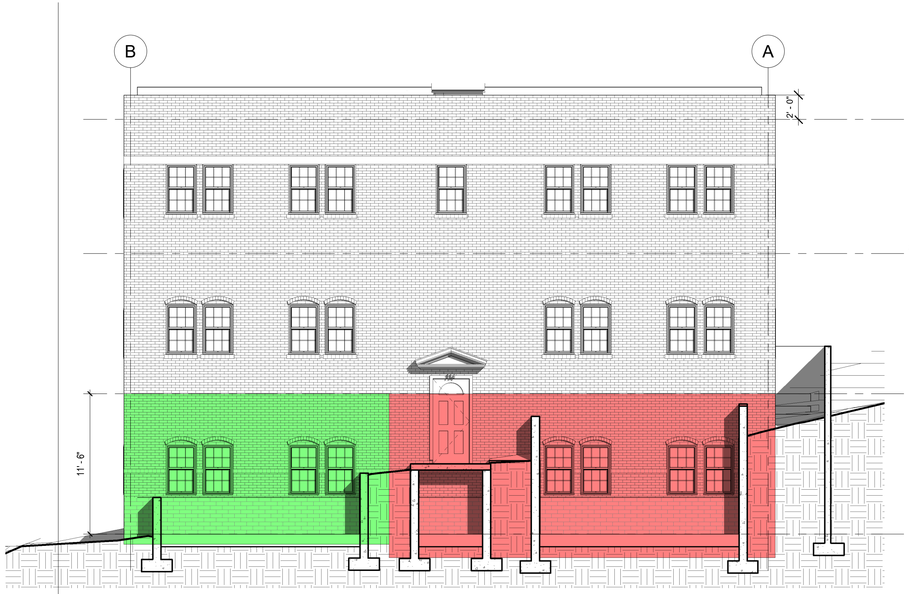

3 A2.01 EAST ELEVATION
SCALE: 3/16" = 1'-0"

1 A2.01 NORTH ELEVATION
SCALE: 3/16" = 1'-0"

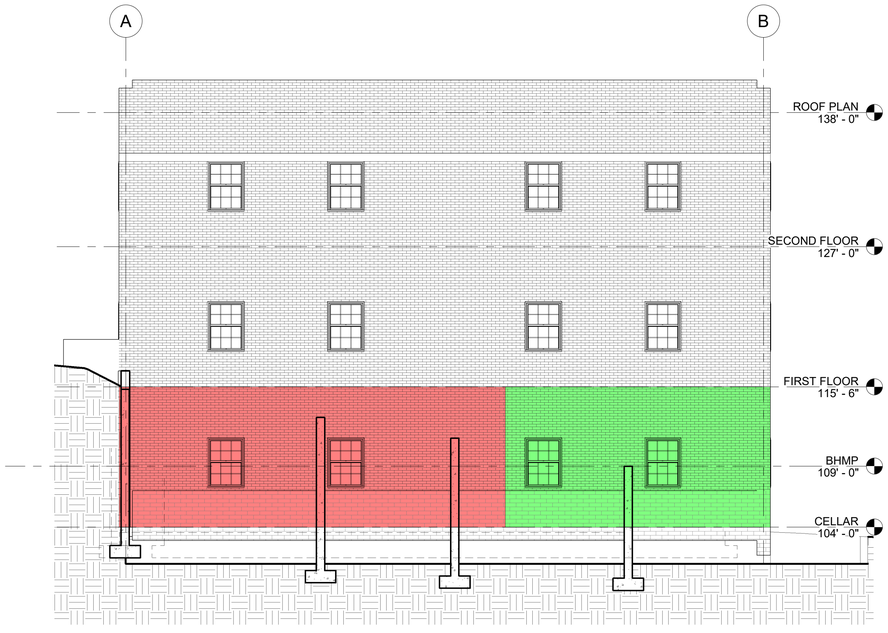

4 A2.01 WEST ELEVATION
SCALE: 3/16" = 1'-0"

2 A2.01 SOUTH ELEVATION
SCALE: 3/16" = 1'-0"

SHEET NOTES

GENERAL NOTES

CURE ARCHITECTS

WAYNE PLACE APARTMENTS
CHRISTOPHER MAK
113 WAYNE PLACE SE, WASHINGTON, DC.

no.	description	date

Sheet Revisions

no.	description	date

Project Issues

design and construction documents as instruments of service are given in confidence and remain the property of robinson design group llc. the ideas and designs incorporated herein, as an instrument of service, are for use only in the specified project. reproduction for purposes other than the specific project named herein is strictly prohibited without expressed written consent of robinson design group llc.

sheet name:
BUILDING ELEVATIONS

drawn by:
Author

checked by:
Checker

sheet number:
A2.01

job number:
Project Number